

# DRONE



# STEAM

## DRONES@STEAM

Fostering digital Transformation in VET schools  
and creating new job prospects in the labour market

**Project Result No: 2**

**Activity 3: EDUCATIONAL PACK: TEACHING MATERIAL AND  
ASSESSMENT**

UNIT 1, Chapter 1.2, Worksheet 1.2.2

**Lead partner(s): N.C.S.R. “Demokritos”, ECAM-EPMI**



Co-funded by  
the European Union



This project has been funded with support from the European Commission. This communication reflects the views only of the author, and the Commission cannot be held responsible for any use which may be made of the information contained therein. Project number: 2021-1-EL01-KA220-VET-000034686

## CONTEXT

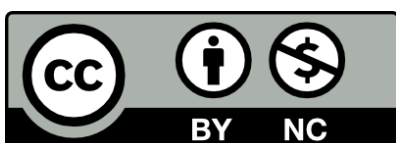
Grant agreement	2021-1-EL01-KA220-VET-000034686
Programme	Erasmus+
Key action	Cooperation for innovation and the exchange of good practices
Action	Strategic Partnerships
Project acronym	DRONES@STEAM
Project title	DRONES@STEAM: Fostering digital Transformation in VET schools and creating new job prospects in the labour market
Project starting date	28/02/2022
Project duration	28 months
Project end date	27/06/2024

## WEBSITE:

<https://dronesteam.eu/>

## CONSORTIUM: PARTNER LIST

- University of Crete (UoC) - Greece
- ECAM-EPMI (ECAM) - France
- Cyprus Computer Society (CCS) - Cyprus
- Politeknika Ikastegia Txorierrri S. Coop (PIT) – Spain
- National Center for Scientific Research “Demokritos” (NCSR) - Greece
- A & A Emphasys Interactive Solutions Ltd (EMP) – Cyprus
- Regional Directorate of Primary and Secondary Education of Attica (RDPSEA) – Greece



Attribution-NonCommercial  
4.0 International ([CC BY-NC 4.0](https://creativecommons.org/licenses/by-nc/4.0/))

## Contents

Lesson Plan 1.2.2 .....	4
Activity worksheet 1.2.2.....	5
Presentation 1.2.2.1: Different drone designs and assembly. Advantages/disadvantages..	5
Quiz .....	15
A. Multiple Choice Questions .....	15
B. Fill the Gap Questions.....	17
Presentation 1.2.2.2: The physics of aviation. Cross-curricular subjects.....	18
Quiz .....	25
A. Multiple Choice Questions .....	25
B. Fill the Gap Questions.....	27

## UNIT 1: Lesson Plan 1.2.2

UNIT 1	
<b>Chapter 1.2</b>	Drone design and flying principles
Equipment, Software, Consumables (if needed)	Pc, Projector. Students should also have access to the Air:bit DIY drone kit for the hands-on activities. Optional: Internet Connection
Duration	2 Teaching Hours
<b>Short description</b>	The object of this worksheet is to introduce students to the physics behind drone design and flying, and equip them with the knowledge and skills required to fly a drone safely and effectively.
<b>Learning Outcomes</b>	Introduce students to the physics principles that govern drone design and flight, including the physics of aviation as a cross-curricular subject
	Examine different drone designs and their advantages and disadvantages
	Teach students how to fly a drone safely and effectively, considering the principles of physics
<b>Activities</b>	
Activity 1	Presentation 1.2.2.1 / Different drone designs and assembly. Advantages/disadvantages
Aim of the activity	Students familiarization with the different drone designs
Duration	1 Teaching Hours
Type of Activity	Presentation
Teaching Objectives	Understanding of different drone designs and their advantages and disadvantages
Resources	
<b>Activity 2</b>	
Activity 2	Presentation 1.2.2.2 / Physics of Aviation
Aim of the activity	Students to have a deeper understanding of the physics principles behind drone design and flight.
Duration	1 Teaching Hours
Type of Activity	Presentation
Teaching Objectives	Understanding of the physics principles that govern drone design and flight
Resources	

## Activity worksheet 1.2.2 (teacher version)

### Chapter 1.2: Drone design and flying principles

#### Level: Beginner

This worksheet has been meticulously crafted to provide you with a comprehensive understanding of the design, operation, and mechanics of drones as well as the fundamental principles underlying aviation.

Prerequisites: Students should have a basic understanding of physics concepts such as Newton's laws of motion, aerodynamics, and electromagnetism.

We begin by delving into the 'Different Drone Designs', a section where you will get acquainted with the multifarious designs drones come in. We will analyze and appreciate the varied forms, sizes, and mechanisms that make each design unique. This includes understanding how each configuration is suited to specific tasks and environments. A well-rounded comparative analysis will help you understand the advantages and disadvantages of each design, leading to insights about why one might choose a particular drone for a specific application.

Following this, we proceed to "The Physics of Aviation". This portion will unravel the scientific principles that enable flight, extending from the basic laws of motion to the complexities of aerodynamics. It is not just about the how, but also the why - why do certain shapes enhance lift? Why does the angle of a wing matter? All these fascinating concepts and more will be discussed in detail.

#### Presentation 1.2.2.1: Different drone designs and assembly. Advantages/disadvantages

##### Different drone designs

There are several different types of drone designs, each with its own unique features and purposes. Some of the most common types of drone designs include:

1. **Quadcopter:** This is the most popular type of drone design, featuring four rotors that provide stability and maneuverability. They are easy to fly and are ideal for aerial photography and videography.

**Advantages:**

- **Stability:** Quadcopters are highly stable due to their four rotors and can remain steady in different weather conditions.
- **Ease of use:** Quadcopters are relatively easy to fly and maneuver, making them ideal for beginner and hobbyist pilots.
- **Affordable:** Quadcopters are typically more affordable than other types of drones, making them accessible to a wider range of users.

**Disadvantages:**

- **Limited lift capacity:** Quadcopters are typically limited in the amount of weight they can carry, making them unsuitable for certain applications that require heavy payloads.
- **Shorter flight time:** Quadcopters typically have a shorter flight time due to the power requirements of their four rotors.

2. **Hexacopter:** This drone design features six rotors, providing improved stability and greater lift capacity compared to quadcopters. They are typically used for more demanding aerial photography and videography, as well as for industrial and commercial applications.

**Advantages:**

- **Increased lift capacity:** Hexacopters have a greater lift capacity compared to quadcopters, making them suitable for more demanding applications that require heavier payloads.

- Improved stability: Hexacopters are more stable than quadcopters, making them ideal for aerial photography and videography.

**Disadvantages:**

- More complex to fly: Hexacopters are typically more complex to fly than quadcopters, requiring more skill and experience from the pilot.
  - Higher cost: Hexacopters are typically more expensive than quadcopters, making them less accessible to beginner and hobbyist pilots.
  -
3. **Octocopter:** Octocopters are similar to hexacopters but feature eight rotors, providing even more stability and lift capacity. They are used for heavy payload applications, such as carrying professional cameras and other equipment.

**Advantages:**

- Increased lift capacity: Octocopters have an even greater lift capacity compared to hexacopters, making them ideal for heavy payload applications.
- Improved stability: Octocopters are highly stable due to their eight rotors, providing a stable platform for aerial photography and videography.

**Disadvantages:**

- High cost: Octocopters are typically more expensive than other types of drones, making them less accessible to beginner and hobbyist pilots.
  - Complexity: Octocopters are typically more complex to fly and maintain compared to other types of drones.
4. **Fixed-Wing:** Fixed-wing drones are designed to fly like a traditional airplane, with wings providing lift and a propeller providing propulsion. They are typically faster and more efficient than multirotor drones, but are also more challenging to fly.

**Advantages:**

- Increased efficiency: Fixed-wing drones are more efficient than multirotor drones, providing longer flight times and greater range.
- Speed: Fixed-wing drones are typically faster than multirotor drones, making them ideal for certain applications that require speed, such as search and rescue operations.

**Disadvantages:**

- Challenging to fly: Fixed-wing drones are more challenging to fly than multirotor drones, requiring more skill and experience from the pilot.
- Limited maneuverability: Fixed-wing drones are limited in their maneuverability compared to multirotor drones, making them less suitable for certain applications that require precise control and movement.

5. **Vertical Takeoff and Landing (VTOL):** VTOL drones are capable of taking off and landing vertically, without the need for a runway. This makes them ideal for use in tight spaces and for applications where a runway is not available.

**Advantages:**

- Versatility: VTOL drones are capable of taking off and landing vertically, making them ideal for use in tight spaces and for applications where a runway is not available.



- Convenience: VTOL drones eliminate the need for a runway, making them more convenient for certain applications that require mobility and flexibility.

#### Disadvantages:

- Limited range: VTOL drones typically have a shorter range compared to other types of drones, due to the power requirements of their vertical takeoff and landing capability.
- Complexity: VTOL drones are typically more complex to fly and maintain compared to other types of drones, requiring more skill and experience from the pilot.
- Higher cost: VTOL drones are typically more expensive than other types of drones, making them less accessible to beginner and hobbyist pilots.
- Maintenance: VTOL drones require more maintenance compared to other types of drones, due to the additional components and systems required for vertical takeoff and landing.
- Noise: VTOL drones can be louder than other types of drones due to the increased power requirements of their vertical takeoff and landing capability, making them less suitable for certain applications that require stealth and low noise levels.

The assembly of a drone typically involves installing the motors, propellers, battery, electronics, and other components into the drone frame. The assembly process can vary depending on the type of drone and the manufacturer, but it typically involves using screws, nuts, and bolts to secure the components in place. It's important to follow the manufacturer's instructions carefully to ensure that the drone is assembled correctly and safely.

6. **Swarm Drones:** These drones are designed to work together as a team, performing coordinated tasks and providing increased coverage and data collection capabilities.



Swarm drones are a group of drones that can operate together as a coordinated unit, leveraging their collective intelligence and capabilities to achieve a common goal. Here are some of the advantages and disadvantages of swarm drones:

**Advantages:**

- **Scalability:** Swarm drones can be easily scaled to accommodate large-scale projects or operations, as additional drones can be added to the swarm as needed.
- **Resilience:** Swarm drones can provide increased resilience and redundancy, as the failure of one drone will not necessarily impact the entire swarm.
- **Enhanced Performance:** Swarm drones can achieve improved performance compared to individual drones, leveraging their collective capabilities to complete tasks more efficiently and effectively.
- **Cost-effectiveness:** Swarm drones can provide a cost-effective solution, as they can be manufactured and operated at a lower cost compared to larger, more complex drone systems.

**Disadvantages:**

- **Complexity:** Swarm drones can be complex to operate and manage, requiring specialized training and technical expertise to coordinate their activities effectively.
  - **Technical Challenges:** Swarm drones can face technical challenges, such as ensuring reliable communication between the drones and ensuring their coordination during flight.
  - **Limited Independence:** Swarm drones may have limited independence and autonomy, as they must operate within the constraints and parameters set by their operator.
  - **Vulnerability:** Swarm drones can be vulnerable to cyber threats and other security risks, especially if they rely on shared communication networks or centralized control systems.
7. **Agricultural Drone:** These drones are designed specifically for use in agriculture, providing aerial imaging and mapping capabilities to help farmers manage their crops and fields more effectively, that are specifically designed and equipped to support agricultural operations and activities.



Here are some of the advantages and disadvantages of agricultural drones:

### Advantages:

- **Efficient Data Collection:** Agricultural drones can collect high-resolution aerial imagery and data about crops and fields, providing farmers with valuable information about crop health, growth, and yield potential.
- **Improved Decision Making:** Agricultural drones can help farmers make more informed decisions about crop management, such as planting, fertilization, and irrigation, based on real-time data and imagery.
- **Reduced Labor Costs:** Agricultural drones can help reduce labor costs associated with manual data collection and field inspection, allowing farmers to allocate resources more effectively.
- **Increased Yield:** Agricultural drones can help increase crop yield by providing accurate and timely data and insights that can be used to optimize crop management and improve overall productivity.

### Disadvantages:

- **High Initial Cost:** Agricultural drones can be expensive, especially those equipped with advanced sensors and technologies, making them a significant upfront investment for farmers.
- **Technical Expertise:** Agricultural drones can require technical expertise and specialized training to operate and maintain, which may pose a challenge for some farmers.
- **Weather Sensitivity:** Agricultural drones can be impacted by weather conditions, such as high winds or heavy rain, which can limit their ability to fly and collect data.
- **Privacy Concerns:** Agricultural drones can raise privacy concerns, especially if they collect aerial imagery or data that could reveal sensitive information about crops or fields.

8. **Search and Rescue Drone:** These drones are designed for search and rescue operations, and are equipped with cameras, thermal imaging sensors, and other tools to help locate and rescue people in distress, typically in challenging or hazardous environments.



Here are some of the advantages and disadvantages of search and rescue drones:

**Advantages:**

- **Speed and Efficiency:** Search and rescue drones can quickly cover large areas and provide real-time aerial imagery and data, allowing rescue teams to locate missing persons or assess the extent of a disaster more quickly and effectively.
- **Accessibility:** Search and rescue drones can access areas that are difficult or impossible for ground-based rescue teams to reach, such as mountainous terrain, forests, or buildings in a state of collapse.
- **Improved Safety:** Search and rescue drones can reduce the risk to rescue personnel, as they can be flown into hazardous or unstable environments without putting human lives at risk.
- **Cost-effectiveness:** Search and rescue drones can provide a cost-effective solution, as they can be operated at a lower cost compared to more traditional search and rescue methods, such as helicopter or ground-based teams.

**Disadvantages:**

- **Weather Sensitivity:** Search and rescue drones can be impacted by weather conditions, such as high winds or heavy rain, which can limit their ability to fly and collect data.
- **Technical Challenges:** Search and rescue drones can face technical challenges, such as ensuring reliable communication and navigation, especially in environments with limited infrastructure or interference.
- **Limited Flight Time:** Search and rescue drones typically have limited flight time, which can impact their ability to cover large areas or stay aloft for extended periods.

- Privacy Concerns: Search and rescue drones can raise privacy concerns, especially if they collect aerial imagery or data that could reveal sensitive information about the location or status of missing persons.

9. **Delivery Drone:** These drones are designed for package delivery and are equipped with features such as GPS, obstacle avoidance systems, and automatic landing capabilities.



#### Advantages:

- Speed and Efficiency: Delivery drones can transport goods over short distances quickly and efficiently, reducing the time it takes to make deliveries and improving the overall delivery experience for customers.
- Reduced Delivery Costs: By reducing the need for ground-based delivery vehicles, delivery drones can significantly reduce delivery costs, making it more affordable for businesses to provide fast and efficient delivery services.
- Improved Accessibility: Delivery drones can provide access to remote or hard-to-reach areas that are not served by traditional delivery methods, making it possible to deliver goods to customers in these areas.
- Increased Safety: Delivery drones eliminate the need for human drivers, reducing the risk of accidents and injuries during delivery operations.

#### Disadvantages:

- Limited Range and Payload: Delivery drones are limited by the range they can fly and the weight they can carry, making it difficult to deliver large or heavy packages over long distances.
- Weather Sensitivity: Delivery drones are sensitive to weather conditions, such as wind, rain, and snow, which can impact their ability to fly and make deliveries.

- **Regulatory Restrictions:** Delivery drones are subject to a range of regulatory restrictions, such as rules around air traffic control and privacy, which can make it difficult to deploy and operate these systems in some areas.
- **Technical Complexity:** Delivery drones can be technically complex, requiring specialized training and expertise to operate and maintain, which may pose a challenge for some businesses.

These are some of the most common drone designs that exist today. However, as technology continues to advance, we can expect to see new drone designs that offer even more capabilities and features.

### Different drone assembly

There are various methods for assembling a drone, depending on the type and complexity of the drone. Here are some of the most common drone assembly methods:

1. **Ready-to-Fly (RTF):** This is the most common type of drone assembly, where the drone is fully assembled and ready to fly straight out of the box. RTF drones are typically the easiest to use and are ideal for beginners.
2. **Almost-Ready-to-Fly (ARTF):** This type of drone assembly requires some basic assembly and setup, but still requires less work compared to a full DIY assembly. ARTF drones are suitable for hobbyists who want to customize their drones to a certain extent.
3. **Build-It-Yourself (DIY):** This type of drone assembly involves building a drone from scratch using individual components, such as a flight controller, motors, props, and batteries. DIY drones are ideal for hobbyists who want to have full control over their drone and who have the technical expertise to build and maintain their own drone.
4. **Kit-Built:** This type of drone assembly involves purchasing a kit that includes most of the components needed to build a drone, but still requires some assembly. Kit-built drones are a good choice for hobbyists who want to build a drone but who may not have the technical expertise to build one from scratch.

In conclusion, there are several methods for assembling a drone, and the best option will depend on your experience level, budget, and desired level of customization. Whether you choose an RTF drone, ARTF drone, DIY drone, or kit-built drone, it's important to familiarize yourself with the components and functionality of your drone to ensure safe and successful operation.



## Quiz

### A. Multiple Choice Questions

- 1) Which type of drone is most popular and known for its ease of use, especially for beginner pilots?
- Hexacopter
  - Octocopter
  - Quadcopter
  - Tricopter

**Answer:** c) Quadcopter

- 2) Which drone type has the highest lift capacity?
- Quadcopter
  - Hexacopter
  - Octocopter
  - Bi-copter

**Answer:** c) Octocopter

- 3) Which of the following is a disadvantage specific to the hexacopter?
- Shorter flight time
  - High cost
  - More complex to fly
  - Limited lift capacity

**Answer:** c) More complex to fly

- 4) Which type of drone is ideal for applications requiring speed, such as search and rescue operations?
- Quadcopter
  - Fixed-Wing
  - VTOL
  - Octocopter

**Answer:** b) Fixed-Wing

- 5) Why might someone opt for a VTOL drone over others?
- It requires a runway.
  - It's the quietest type of drone.
  - It can take off and land vertically.
  - It has the longest flight time.

**Answer:** c) It can take off and land vertically.

- 6) What is a common disadvantage of VTOL drones compared to other types of drones?
- a) More efficient
  - b) Requires less maintenance
  - c) Louder due to vertical takeoff and landing capability
  - d) Less expensive

**Answer:** c) Louder due to vertical takeoff and landing capability

- 7) What is the primary advantage of swarm drones when one drone fails during an operation?
- a) The entire swarm stops functioning.
  - b) They become more expensive to operate.
  - c) The remaining drones in the swarm can continue the operation.
  - d) They become more vulnerable to cyber threats.

**Answer:** c) The remaining drones in the swarm can continue the operation.

- 8) Which drone type is specifically designed for agriculture and aids in collecting high-resolution aerial imagery of fields?
- a) Search and Rescue Drone
  - b) Delivery Drone
  - c) Swarm Drone
  - d) Agricultural Drone

**Answer:** d) Agricultural Drone

- 9) For which purpose are search and rescue drones specifically designed?
- a) Package delivery
  - b) Agricultural data collection
  - c) Locating and rescuing individuals in distress
  - d) Coordinating with other drones in a group

**Answer:** c) Locating and rescuing individuals in distress

- 10) Which type of drone assembly is fully assembled and ready to fly straight out of the box?
- a) Build-It-Yourself (DIY)
  - b) Almost-Ready-to-Fly (ARTF)
  - c) Kit-Built
  - d) Ready-to-Fly (RTF)

**Answer:** d) Ready-to-Fly (RTF)



- 11) What is a limitation of delivery drones when compared to traditional delivery methods?
- Speed of delivery
  - Need for human drivers
  - Limited range and payload capacity
  - Increased delivery costs

**Answer:** c) Limited range and payload capacity

## B. Fill the Gap Questions

- 1) An \_\_\_\_\_ has eight rotors and is known for its increased lift capacity and improved stability.
- Quadcopter, b) Hexacopter, c) Octocopter, d) Tricopter

**Answer:** c) Octocopter

- 2) A drone that functions similarly to a traditional airplane and is designed with wings to provide lift is called a \_\_\_\_\_.
- Multicopter, b) Helicopter Drone, c) Fixed-Wing, d) VTOL

**Answer:** c) Fixed-Wing

- 3) Swarm drones can be described as a group of drones that operate together as a \_\_\_\_\_.
- solitary flyer, b) primary leader, c) coordinated unit, d) singular platform

**Answer:** c) coordinated unit

- 4) Drones designed specifically for the transport of goods and have obstacle avoidance systems are known as \_\_\_\_\_ drones.
- Agricultural, b) Recreational, c) Search and Rescue, d) Delivery

**Answer:** d) Delivery

- 5) The \_\_\_\_\_ method of drone assembly allows hobbyists the complete freedom and control over every individual component of their drone.
- Ready-to-Fly (RTF), b) Almost-Ready-to-Fly (ARTF), c) Kit-Built, d) Build-It-Yourself (DIY)

**Answer:** d) Build-It-Yourself (DIY)

### Presentation 1.2.2.2: The physics of aviation. Cross-curricular subjects.

The physics of aviation is an interdisciplinary field that combines several scientific and engineering disciplines, including aerodynamics, thermodynamics, structural mechanics, materials science, and control systems.

Here are some of the cross-curricular subjects that are relevant to the physics of aviation:

1. **Mathematics:** Mathematics is an essential tool for understanding the physics of aviation, as it provides the mathematical models and equations needed to describe the behavior of aircraft and their systems. Topics such as calculus, linear algebra, and differential equations are particularly important.
2. **Physics:** Physics is the foundation of aviation and provides the basic principles and concepts that are used to understand how aircraft fly, how they respond to different conditions, and how they interact with the environment. Topics such as mechanics, thermodynamics, and electromagnetism are particularly important.
3. **Engineering:** Engineering is a critical discipline for designing and building aircraft and their systems, as well as for analyzing and predicting their performance. Aerospace engineering, mechanical engineering, and electrical engineering are all relevant fields.
4. **Computer Science:** Computer science plays a significant role in aviation, as it provides the tools and algorithms needed to design, analyze, and simulate aircraft and their systems. Topics such as computer graphics, programming, and simulation are particularly important.
5. **Environmental Science:** Environmental science is important for understanding the impact of aviation on the environment and for developing sustainable aviation technologies. Topics such as atmospheric science, climate change, and air pollution are particularly relevant.

In conclusion, the physics of aviation is an interdisciplinary field that requires knowledge and skills from a variety of scientific and engineering disciplines. Understanding the interplay between these disciplines is critical for understanding the complexities of aviation and for developing safe, efficient, and sustainable aircraft.

**The physics of aviation** refers to the scientific principles and concepts that are used to understand the behavior of aircraft and their systems. These principles and concepts are used to design, build, and operate aircraft, as well as to predict and analyze their performance.

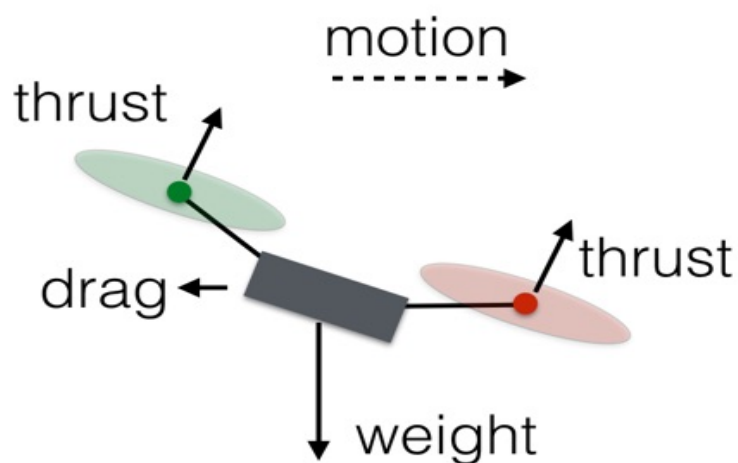
Some of the key areas of the physics of aviation include:

- **Aerodynamics:** The study of how air flows around an aircraft and how this flow affects the aircraft's lift, drag, and stability.
- **Thermodynamics:** The study of heat transfer and energy conversion in aircraft engines, as well as the behavior of aircraft materials at high temperatures.
- **Structural Mechanics:** The study of how aircraft structures respond to loads, such as those generated by turbulence or by the aircraft's weight.
- **Materials Science:** The study of the properties and behavior of materials used in aircraft construction, including metals, composites, and ceramics.
- **Control Systems:** The study of how aircraft are controlled, including the design and operation of control surfaces, autopilots, and other systems that help the aircraft maintain its stability and maneuverability.

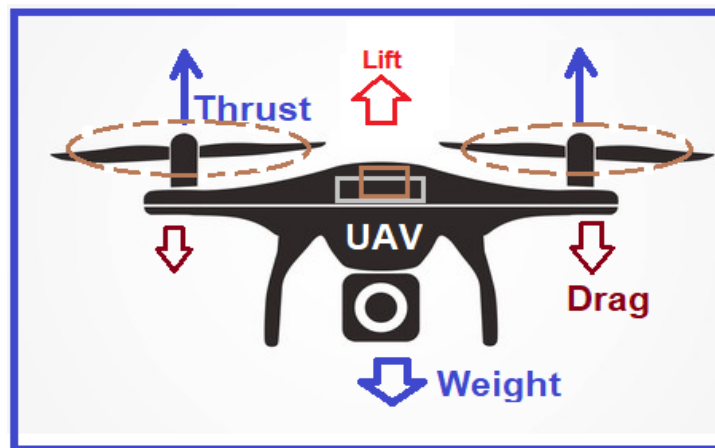
In conclusion, the physics of aviation is a vast and complex field that requires a deep understanding of several scientific and engineering disciplines. By combining knowledge from these disciplines, engineers and scientists can design and build aircraft that are safe, efficient, and capable of performing a wide range of tasks.

### Drone Physics: Major Forces

Drone physics is the study of the physical principles that govern the flight and operation of drones. The major forces that act on a drone during flight are:



- **Lift:** Lift is the force that allows a drone to stay in the air. It is generated by the movement of air over the drone's wings, which creates a difference in air pressure between the top and bottom surfaces of the wings. This difference in air pressure creates an upward force that counteracts the force of gravity.
- **Weight (Gravity):** Weight is the force that pulls a drone toward the ground. It is the result of the drone's mass and the force of gravity acting upon it.
- **Thrust:** Thrust is the force that propels a drone forward. It is generated by the drone's motors and propellers, which push air backward and generate an equal and opposite force that propels the drone forwards.
- **Drag:** Drag is the force that opposes the motion of a drone through the air. It is caused by the friction and turbulence that the drone encounters as it moves through the air.



For a drone to achieve stable flight, the forces of lift and weight must be balanced, as well as the forces of thrust and drag. By controlling these forces through adjustments to the drone's speed, altitude, and orientation, pilots can maneuver their drones through the air with precision and control.

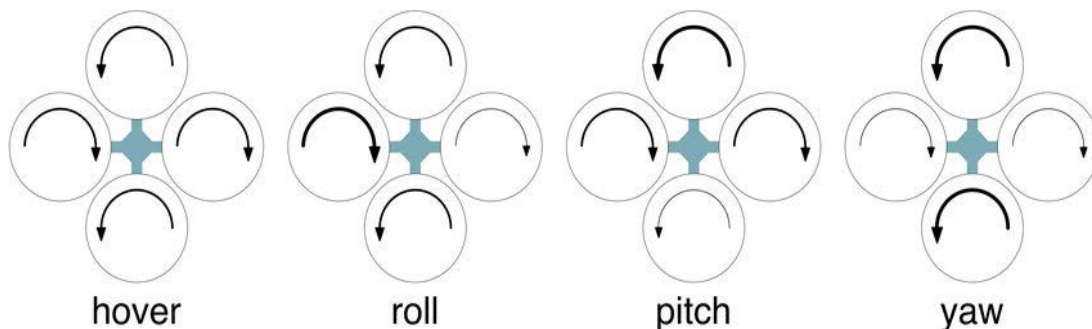
### Basic flight maneuvers of drones

Here is a brief overview of some basic maneuvers that drones can perform. These maneuvers may vary depending on the type of drone and its capabilities.

1. **Hovering:** Drones can hold a stable position in the air, without any lateral or vertical movement. This is useful for capturing aerial footage or for inspection purposes.
2. **Ascending and Descending:** Drones can climb vertically into the air and descend back down to the ground. This is useful for gaining altitude or landing.

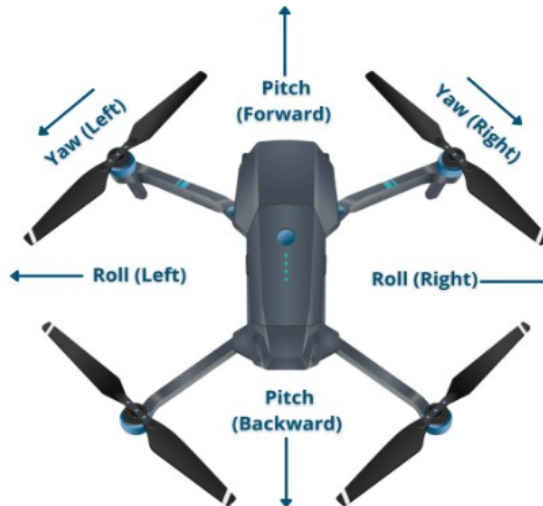
3. **Forward and Backward Motion:** Drones can move forward and backward in a straight line. This is useful for covering distance or maintaining a specific path.
4. **Left and Right Motion:** Drones can move laterally to the left or right. This is useful for navigating around obstacles or adjusting the drone's position.
5. **Turning:** Drones can rotate clockwise or counterclockwise while maintaining altitude. This is useful for changing direction or adjusting the drone's orientation.
6. **Circling:** Drones can circle around a specific point while maintaining a constant altitude. This is useful for capturing footage of a specific location or object.
7. **Flips and Rolls:** Some drones are capable of performing aerobatic maneuvers such as flips and rolls. This is useful for entertainment purposes or for performing stunts in drone racing competitions.

It's important to note that these maneuvers may require different levels of skill and expertise to perform safely and effectively. Always refer to the manufacturer's instructions and regulations before attempting any maneuvers with a drone.

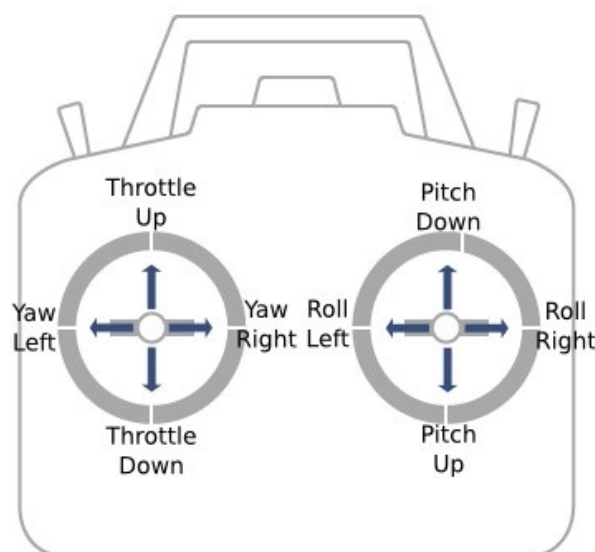


### Drones controls

Drones are typically controlled using four primary movements: roll, pitch, yaw, and throttle. Here's a brief overview of each of these controls:



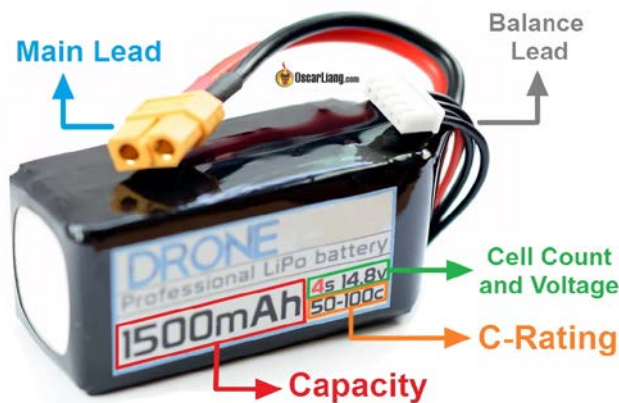
1. **Roll:** The roll control moves the drone left or right by tilting it in the respective direction. For example, if you move the roll control stick to the right, the drone will bank to the right.
2. **Pitch:** The pitch control moves the drone forward or backward by tilting it in the respective direction. For example, if you move the pitch control stick forward, the drone will move forward.
3. **Yaw:** The yaw control rotates the drone left or right around its center axis. For example, if you move the yaw control stick to the left, the drone will rotate to the left.
4. **Throttle:** The throttle control adjusts the altitude of the drone. Moving the throttle control stick upwards will cause the drone to ascend while moving it downwards will cause it to descend.



These four controls can be used in combination to perform more complex maneuvers such as circles, figure eights, and flips. It's important to note that the specific control scheme may vary depending on the type of drone and the controller being used. Always refer to the manufacturer's instructions and practice in a safe, open area before attempting any complex maneuvers with a drone.

## Energy sources/batteries

The primary energy source for most drones is batteries. Drones rely on rechargeable lithium-polymer (Li-Po) batteries, which offer a high energy density, light weight, and flexible form factor.



The following are some of the technical characteristics and functionality of batteries:

1. **Capacity:** This refers to the amount of energy stored in the battery, measured in milliampere-hours (mAh). The higher the mAh, the longer the battery life.
2. **Voltage:** This refers to the electrical potential of the battery, measured in volts (V). Most drone batteries have a voltage of 3-4 V per cell.
3. **Cells:** The number of cells in a battery determines its voltage. Most drone batteries have 3-4 cells, which results in a voltage of 9-14 V.
4. **Discharge Rate:** This refers to the rate at which the battery can be depleted, measured in amperes (A). A higher discharge rate allows for more power to be drawn from the battery, which can result in higher performance, but also shorter battery life.
5. **Charging Time:** This refers to the time it takes to fully charge the battery, which can range from 15-20 minutes to several hours, depending on the battery's capacity and the charging current.

6. **Operating Temperature:** The operating temperature range of a drone battery is important as it determines the conditions under which the battery can be used. Most drone batteries have an operating temperature range of 0°C to 40°C.
7. **Protection Circuit:** To prevent overcharging, over-discharging, and over-heating, most drone batteries have a protection circuit built-in. This circuit monitors the battery's voltage, temperature, and current and cuts off power if any of these parameters exceed safe levels.

Advantages of Li-Po batteries for drones include:

- **High Energy Density:** Li-Po batteries offer a high energy density, which allows drones to fly for longer periods of time before needing a recharge.
- **Light Weight:** Li-Po batteries are lightweight, which helps to reduce the overall weight of the drone and improve its maneuverability.
- **Flexible Form Factor:** Li-Po batteries can be designed in a variety of shapes and sizes, making them suitable for use in a wide range of drone designs.
- **Improved Charging Time:** Li-Po batteries can be charged quickly compared to other types of rechargeable batteries.

Disadvantages of Li-Po batteries for drones include:

- **Short Cycle Life:** Li-Po batteries have a limited number of charge/discharge cycles, meaning that they will eventually need to be replaced.
- **Vulnerability to Damage:** Li-Po batteries are vulnerable to damage from overcharging, over-discharging, and physical impact, making it important to handle them with care.
- **Limited Range:** Li-Po batteries are limited in their range, meaning that drones are limited in their distance and altitude capabilities.

In conclusion, Li-Po batteries are the primary energy source for most drones, offering a high energy density, light weight, and flexible form factor. However, they also have some disadvantages, including a limited cycle life, vulnerability to damage, and limited range.



## Quiz

### A. Multiple Choice Questions

- 1) Which of the following is NOT a key area of the physics of aviation?
- a) Aerodynamics
  - b) Thermodynamics
  - c) Structural Mechanics
  - d) Oceanography

**Answer:** d) Oceanography

- 2) What discipline plays a significant role in aviation by providing the tools and algorithms needed to design, analyze, and simulate aircraft and their systems?
- a) Environmental Science
  - b) Mathematics
  - c) Computer Science
  - d) Physics

**Answer:** c) Computer Science

- 3) Which force on a drone is generated by the movement of air over the drone's wings, creating a difference in air pressure between the top and bottom surfaces of the wings?
- a) Drag
  - b) Thrust
  - c) Weight
  - d) Lift

**Answer:** d) Lift

- 4) What force opposes the motion of a drone through the air due to friction and turbulence?
- a) Lift
  - b) Drag
  - c) Thrust
  - d) Weight

**Answer:** b) Drag

- 5) Which basic flight maneuver involves a drone holding a stable position in the air without any lateral or vertical movement?
- a) Ascending
  - b) Circling
  - c) Hovering
  - d) Turning

**Answer:** c) Hovering

- 6) What maneuver allows drones to circle around a specific point while maintaining a constant altitude?
- a) Forward and Backward Motion
  - b) Flips and Rolls
  - c) Turning
  - d) Circling

**Answer:** d) Circling

- 7) Which drone control is responsible for moving the drone left or right by tilting it in the respective direction?
- a) Pitch
  - b) Yaw
  - c) Roll
  - d) Throttle

**Answer:** c) Roll

- 8) If you want to adjust the altitude of the drone, which control should you use?
- a) Yaw
  - b) Pitch
  - c) Roll
  - d) Throttle

**Answer:** d) Throttle

- 9) What type of batteries are primarily used as the energy source for most drones?
- a) Nickel-Cadmium (Ni-Cd)
  - b) Lithium-Ion (Li-Ion)
  - c) Lithium-Polymer (Li-Po)
  - d) Alkaline

**Answer:** c) Lithium-Polymer (Li-Po)

- 10) Which of the following is NOT an advantage of Li-Po batteries for drones?
- a) High Energy Density
  - b) Flexible Form Factor
  - c) Limited Range
  - d) Light Weight

**Answer:** c) Limited Range

## B. Fill the Gap Questions

- 1) The study of how air flows around an aircraft and how this flow affects the aircraft's lift, drag, and stability is called \_\_\_\_\_.
- a) Thermodynamics, b) Control Systems, c) Aerodynamics d) Structural Mechanics

**Answer:** c) Aerodynamics

- 2) The force that propels a drone forward due to the drone's motors and propellers is called \_\_\_\_\_.
- a) Drag, b) Weight, c) Lift, d) Thrust

**Answer:** d) Thrust

- 3) Drones can rotate clockwise or counterclockwise to change direction or adjust orientation, a maneuver known as \_\_\_\_\_.
- a) Ascending, b) Turning, c) Circling, d) Hovering

**Answer:** b) Turning

- 4) The \_\_\_\_\_ control rotates the drone left or right around its center axis.
- a) Roll, b) Pitch, c) Yaw, d) Throttle

**Answer:** c) Yaw

- 5) Li-Po batteries offer a \_\_\_\_\_ which allows drones to fly for longer periods of time before needing a recharge.
- a) Short Cycle Life, b) Limited Range, c) High Energy Density, d) Vulnerability to Damage

**Answer:** c) High Energy Density